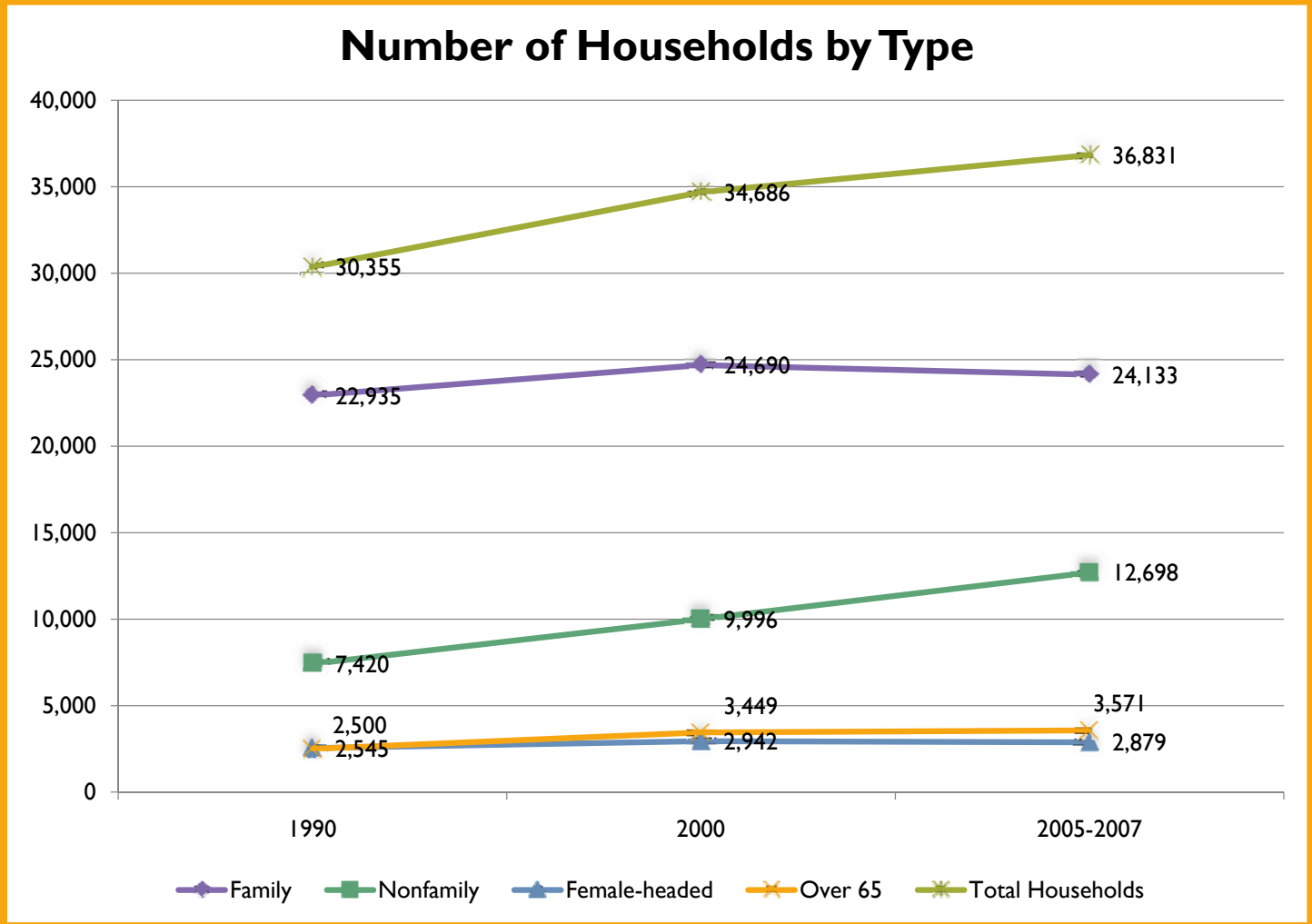


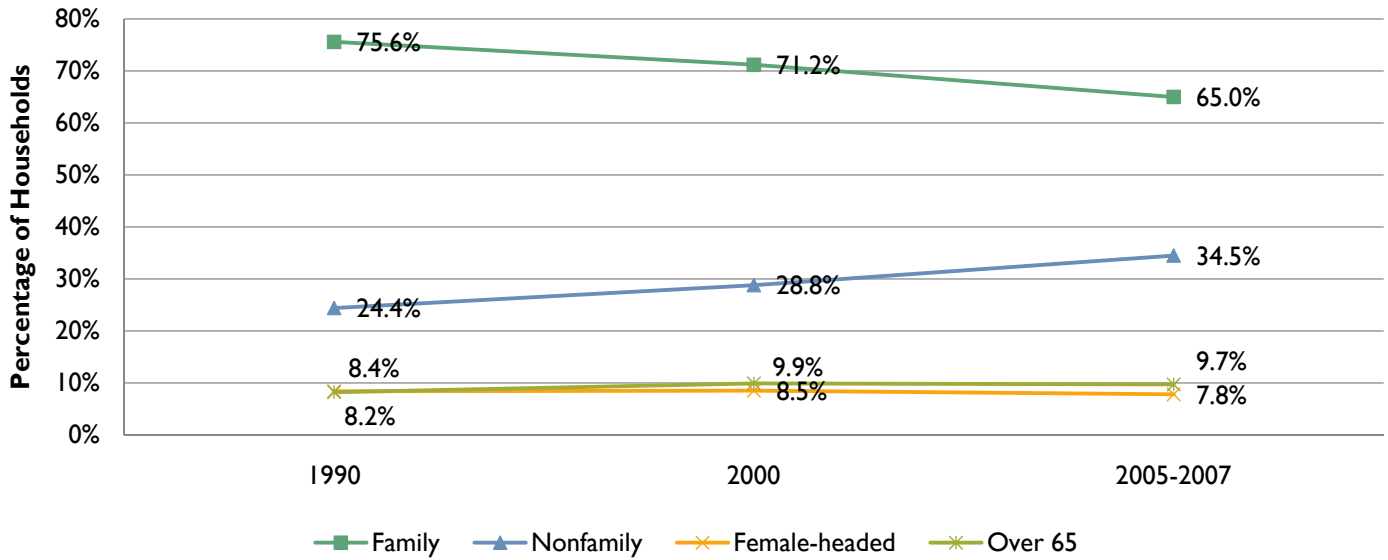
Non-family households are increasing in number and percentage of total households.



Source: US Census, American Community Survey, 2005-2007

The above data indicates that while total households are increasing in Roanoke County, the number of family households is decreasing and the number of non-family households continues to increase. While female-headed households did increase from 1990 to 2000, 2005-2007 ACS estimates show a decline in female-headed households. The number of households with householders aged 65 and older increased by almost 1,000 households from 1990-2000; that rate of increase slowed as reported in the 2005-2007 estimates.

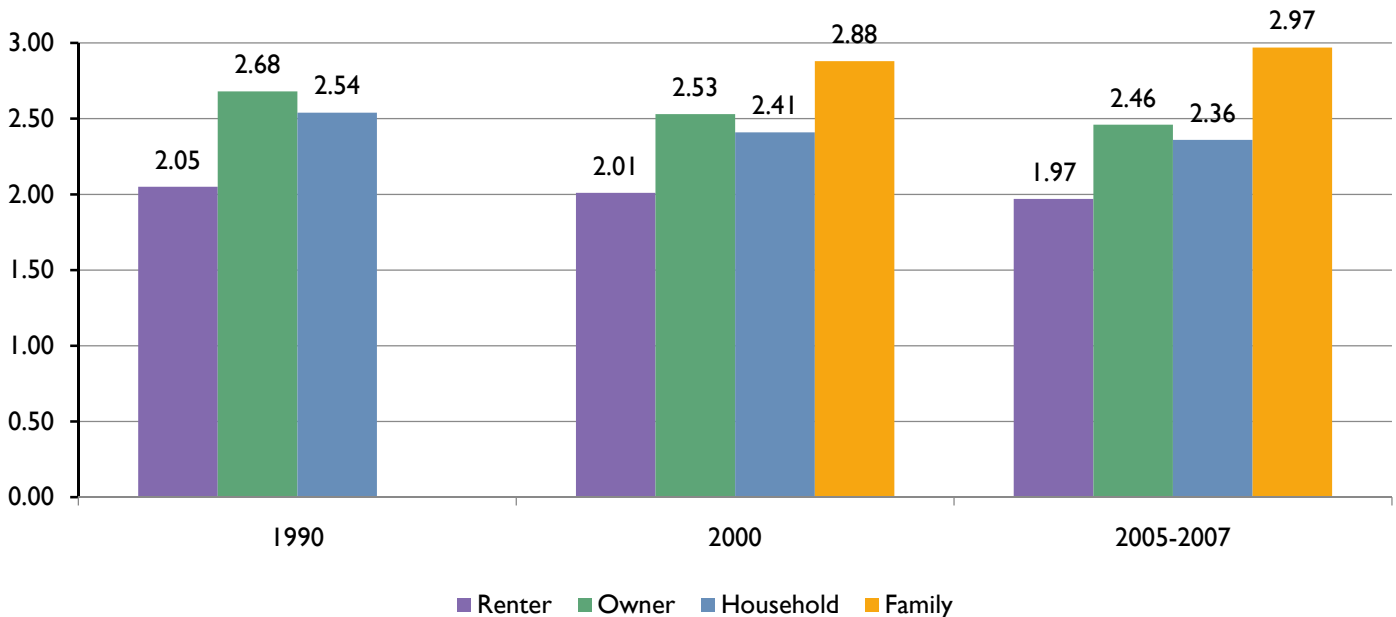
Percent of Household Types



Source: US Census, American Community Survey, 2005-2007

The percentage of households classified as family households was just over 75% in 1990. As of the 2005-2007 ACS estimates, now just two-thirds of households are classified as family households. Consequentially, non-family households have continued to increase. Households with householders over 65 have made up no more than 10% of the population of households since 1990. Female-headed households have seen a decline from 2000 to the 2005-2007 estimates.

Persons Per Household



Source: US Census, American Community Survey, 2005-2007

The number of persons per household is declining for households that are both renter and owner-occupied. Households that are owner-occupied have more residents than renter-occupied households. In the 1990 Census, there was not a distinction between unrelated and related households. However, between 2000 and the 2005-2007 ACS estimates, a slight increase in persons per household can be seen.