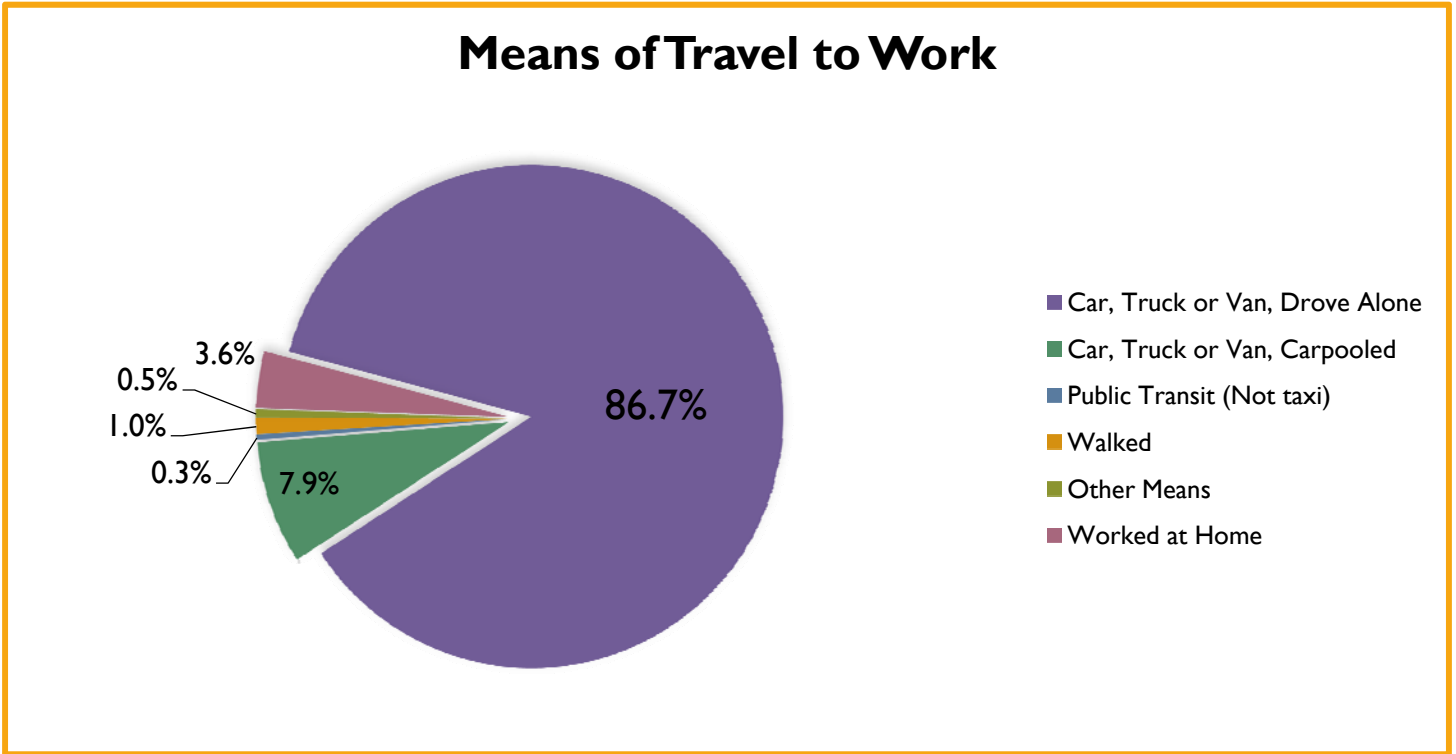
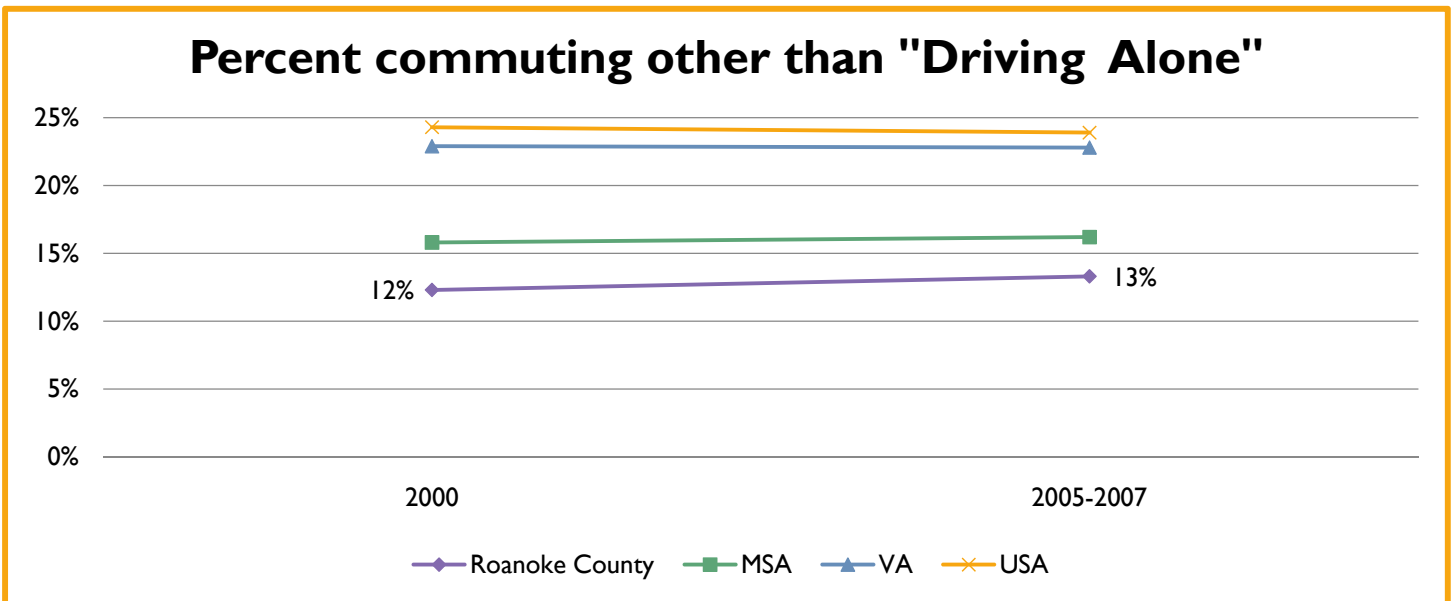


A high percentage of the working population has and continues to drive alone to work.



Source: US Census, 2005-2007 American Community Survey

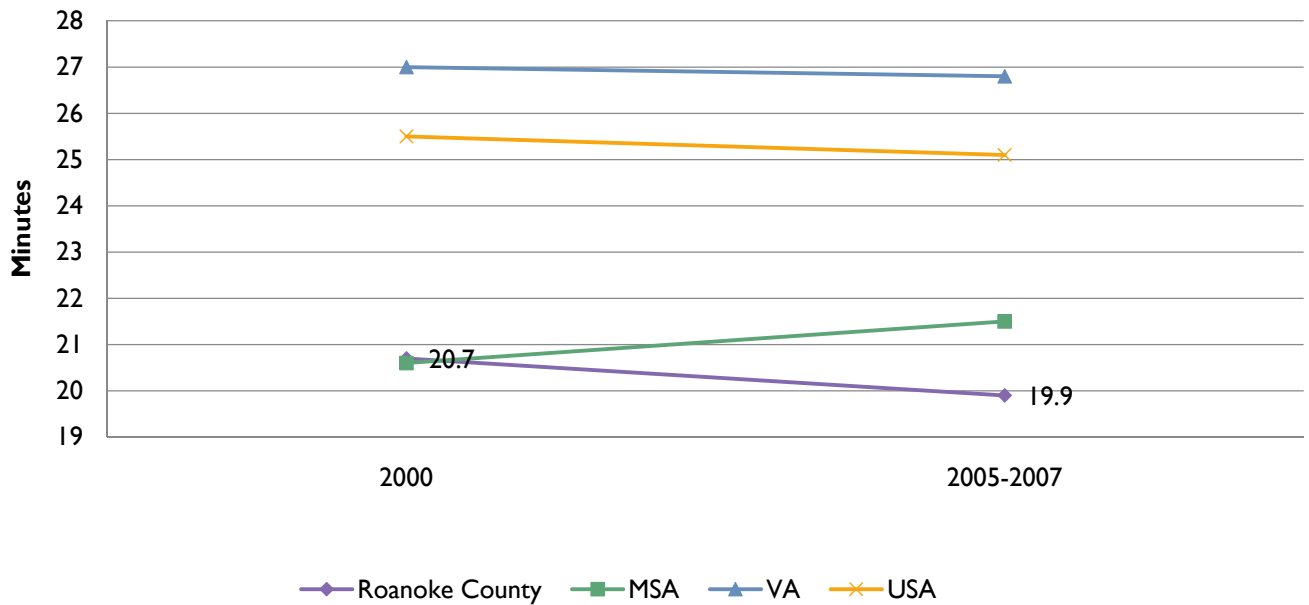
In the 2005-2007 ACS estimates, nearly 87% of Roanoke County workers drove alone to work and did not carpool, or use other forms of transportation. Almost 8% of the population drove, but carpooled, and 3.6% of the population drove alone. Therefore, less than 2% of the population takes an alternative form of transportation to work, such as public transit, walking or biking.



Source: US Census, 2005-2007 American Community Survey

Roanoke County also has the lowest percent of workers using a form of transportation other than driving alone in comparison with the MSA, the state and the nation. The chart shows that trends have remained stagnant from the time of the 2000 U.S. Census, with the number of commuters who did not drive alone to work increasing by just 1%.

## Mean Travel Time to Work



Source: US Census, 2005-2007 American Community Survey

Between 2000 and the 2005-2007 ACS estimates, the amount of time it takes Roanoke County residents to get to work has decreased by less than one minute, from a mean of 20.7 minutes to 19.9. While the state and nation follow a similar trend, the time it has taken for resident of the region to get to work has increased. Roanoke County likely has a lower rate due to the proximity of the urban areas such as Roanoke City, the town of Vinton, and the City of Salem. The MSA includes many rural areas that may add to the time of the commute due to the distance from urban areas, as well as the relatively slow speeds which may be required on rural or mountainous roads.